



St Peter's Catholic Primary School

Year 1 Science: Materials

What I should already know:











- To name some everyday materials.
- To describe some properties of everyday materials.

At the end of this topic, I will know:

- To describe the physical properties of different materials.
- To compare and group together different materials.
- To identify and name a variety of materials.



Materials and their uses

Material	Properties	Uses
wood 	opaque hard strong	table 
metal 	shiny smooth reflective	fork 
plastic 	waterproof bendy translucent	water bottle 
glass 	transparent waterproof hard	window 
brick 	hard rough dull	wall 
rock 	strong hard rigid	fireplace 
paper 	tears easily translucent flexible	book 
cardboard 	dull non-reflective opaque	boxes 

Key vocabulary - properties of materials

transparent	Completely see-through
translucent	Let some light through but not completely see-through.
opaque	Not able to be seen through.
flexible	Bends easily without breaking.
rigid	Unable to bend or be forced out of shape.
reflective	Reflects light easily.
non-reflective	Does not reflect light.
absorbent	Able to soak up liquid easily.